

VIA DE LA PLATA

Section 9



Walk from A Gudiña to Ourense – 91 km

7 DAYS/6 NIGHTS



Half Board

hotel en-suite

From March to Nov

From €490

This Walking Holiday explores the 9th section of Via de la Plata, the longest of all Camino routes to Santiago de Compostela! It runs through the whole country from South to North, from the hot Andalusian plains to the green mountains of Galicia, from Arabian influenced buildings to traditional stone farmhouses and much more! This Camino in its whole offers most of Spain's rich and mixed culture.

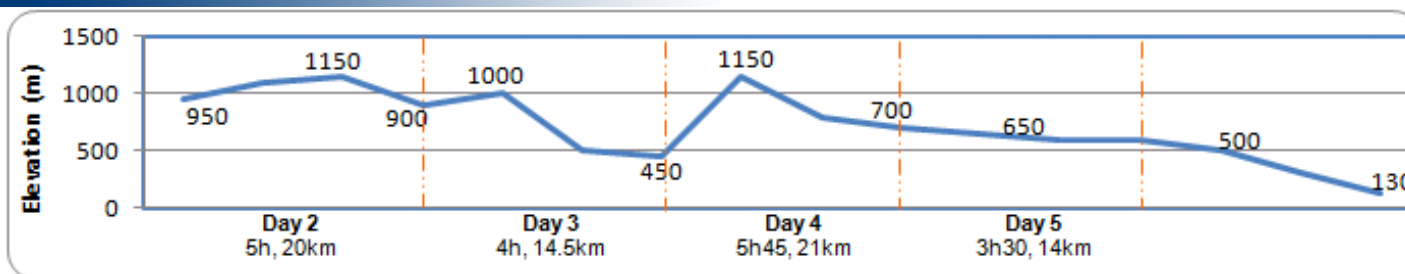
Green and undulating landscapes, there is no doubt: you are in Galicia! The Camino, or Way of Saint James, crosses the South West edge of the Cordillera Cantabrica, through isolated villages and roaming cattle. Definitely, it offers some of the most stunning views of the whole Via de la Plata route! As there are steady bits, it is quite challenging, but we have organised our walking days so there are all less than 22 kilometres long.

[maps](#)


Via Plata + Por + Puy

Use the navigation tools on the left to zoom-in

Day By day



» Day 1 – A Gudiña

A Gudiña is a small town located in the province of Ourense, Galicia. It seems the town has got two distinct identities with its main street bordered by modern buildings where one can avail all services one may need. On the other hand, a few metres away, the parallel back street seems more like an isolated rural village with its XVIIth century baroque church.



Town: ATM, Internet, shops, all facilities

» Day 2 – A Gudiña to Campobeceros (5h, 20km, +200m - 250m)

When leaving A Gudiña, we follow the wonderful scenic route that leads us to Campobeceros. We will also pass through remote Galician hamlets, often offering magnificent views over the mountains, such as Venda Teresa or Venda Capela. This is not such an easy stage, but the views you get during the day are the most enjoyable rewards. One of the highlights of the day is probably when the Camino overlooks the Las Portas dam, and soon after it, a steep descent brings you down to Campobeceros. From here, short transfer to your hotel in Couso.



Town: ATM, Shops, all facilities
Meals: Breakfast, dinner

» Day 3 - Campobeceros to Laza (4h, 14.5km, +100m - 750m)

Transfer back from hotel to Campobeceros. As you go up and down through the Galician mountains, once again, the Via de la Plata route will surprise you with great views, still passing through pretty hamlets with the likes of Portocomba or the gorgeous As Eiras. Then, a shady paved road leads you down to Laza, offering spectacular views over the valley and the surrounding mountains. Transfer from Laza to your hotel in Couso.

» Day 4 – Laza to Vilar de Barrio (5h45, 21km, +750m - 450m)

Short transfer from hotel back to Laza. The first few kilometres after Laza run through the valley, passing through Soutelo Verde and its old church. Then, it is a long climb up through low pines and heather, until you reach Albergueria and its incredible stone balconies. Then, you will start a gentle walk down on the other side the mountain (much flatter, greener and populated) before reaching Vila de Barrio, a village located on a large plain, nestled at the foot of the mountains. From here, you will be transferred to your hotel in Couso.



Town: ATM, Shops, all facilities
Meals: Breakfast, dinner

» Day 5 – Vilar de Barrio to Xunqueira de Ambia (3h30, 14km, 100m)

Short transfer from hotel back to Vila de Barrio. Today, we leave the mountains behind us for a while and spend the day walking through the plain, farmlands and more modern villages than those seen up in the mountains. From Bobadela, it alternates between oakwoods, eucalyptus trees and open landscapes to arrive in Xunqueira de Ambia with its XIIth century monastery.



Town: ATM, Shops, all facilities
Meals: Breakfast, dinner

» Day 6 – Xunqueira de Ambia to Ourense (5h15, 21.5km, - 470m)

When leaving Xunqueira de Ambia, we also leave the quietness of the isolated mountains. Indeed, as we walk towards Ourense, we come across many hamlets that merge one into another and as the Camino mostly follows the main national road, we also walk through a few industrial areas before reaching the final destination of this section: Ourense.



Town: ATM, Shops, all facilities
Accommodation: En-suite. 2* accommodation or equivalent.
Meals: Breakfast, dinner



Town: ATM, Shops, all facilities
Meals: Breakfast, dinner

» Day 7 – Ourense

After breakfast, we bid you farewell.



Town: ATM, Internet, shops, all facilities
Meal: Breakfast

how to get there

It is best to fly to Santiago de Compostela

Ryanair and Iberia/BA fly direct to Santiago de Compostela from the UK. Ryanair fly from Stansted, Nottingham East Midlands and Liverpool, and AerLingus operates from Dublin.

Many of the flights that arrive at the airport are internal Spanish flights. Iberia and Spanair offer the best selection of flights and you can fly to and from Santiago De Compostela from: Frankfurt, Paris and Rome and Barcelona, Bilbao, Fuerteventura, Gran Canaria, Lanzarote, Madrid, Malaga, Palma, Seville, Tenerife (north and South) and Valencia.

Ryanair now fly from Madrid to Santiago de Compostela, year round twice a day.

To the beginning of the trip: A Gudiña

From Santiago Airport, bus to Rua Doutor Teixeira (near Plaza de Galicia) in city centre. Then it is a 5 minutes walk to Rua Horreo and the train station.

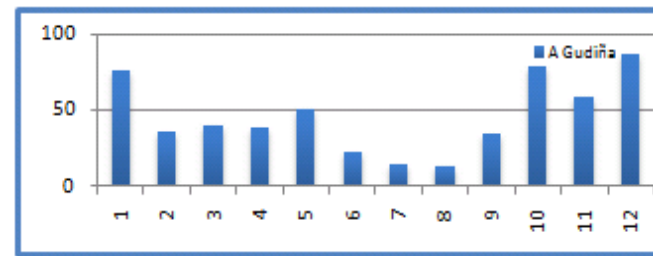
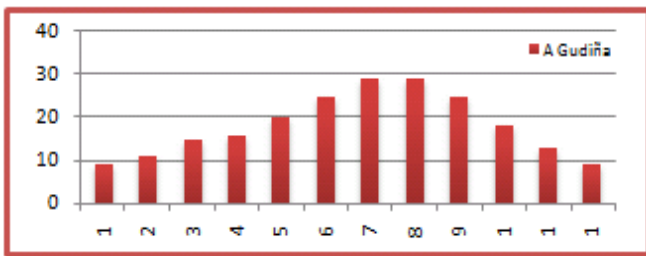
By train to A Gudiña (Approx. 1h30) www.renfe.es

Back home

Bus from Ourense to Santiago de Compostela bus station (Approx 2 hours) www.monbus.es.

Then shuttle bus to Santiago Airport (Approx. 20min).

WEATHER



about the walking holiday

hotels

Our accommodation vary from 2* hotels to 3* hotels or equivalent depending on availability. All rooms are en-suite and accommodation is based on character, comfort and location. Our policy is to select the best available hotel in its category at any given time, to make sure your holiday is as valuable as possible. If an accommodation is not available, we may have to find an alternative that is as suitable as possible.

Luggage

We will transport your luggage from one hotel to the next. You only need to carry your backpack during the day!

Included

- Luggage transferred from hotel to hotel
- En-suite Rooms
- Half Board during the hike
- Detailed Walking Notes
- Map
- Pilgrim passport

Not Included

- Flights
- Insurance (recommended)
- Drinks
- Dinners in La Gudiña and Ourense
- Transfer from/to airport

prices

Period	Price (€)	Single Room (€)	Solo departure (single room included) (€)	Picnic lunches (€)
High Season April, May, June, September	650	140	240	50
Mid Season July, August, October	580	120	220	
Low Season January, February, March, November, December	490	100	220	

OPTIONS

Extra Night in A Gudiña				Extra Night in Ourense (€)				Transport To A Gudina from Santiago (€pp)
2* Hotel B&B (€)		3* Hotel B&B (€)		2* Hotel B&B (€)		3* Hotel B&B (€)		For info on transfers for more passengers or from other airports, please ask us .
Single	Double (pps)	Single	Double (pps)	Single	Double (pps)	Single	Double (pps)	
60	44	95	65	60	44	95	65	2-8 people €108pp

*Subject to minimum group requirements.

[Top](#)